

Emergency exit devices



ASSA ABLOY

PUSH PAD

The main objective is to permit the opening of a door as quickly as possible and in one single movement although this requires prior knowledge of this function.

Differentiating from panic devices, the emergency devices are destined to equip exit doors where the persons using them are familiar with the opening mechanism and where there is a little risk of a panic situation arising.

The European Norm in force -EN 179- does not stipulate any particular design, and accepts 2 types of operations: with lever handle and push-pad.

Examples of emergency devices are the mortice lock with panic function and lever handle or Push-Pad devices with rim latch.

1 / 2 / 3 Points push pad

- » Emergency exit device.
- » 8 mm. square spindle
- » Finishes: cover in black and push-pad in green.
- » Outside device similar to UNIVERSAL panic exit device serie.

Model
TP91008NV
TP93008NV
TP92008NV

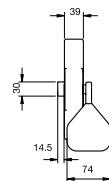
Highlighted part numbers: "Express 5" service.

1 point Push-Pad: TP910
Certification EN 179:

3 7 6 B 1 3 2 2 B A

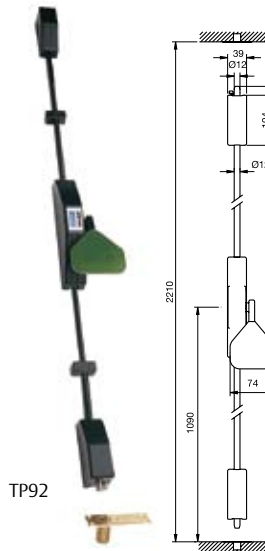


TP91



2 points Push-Pad: TP920
Certification EN 179:

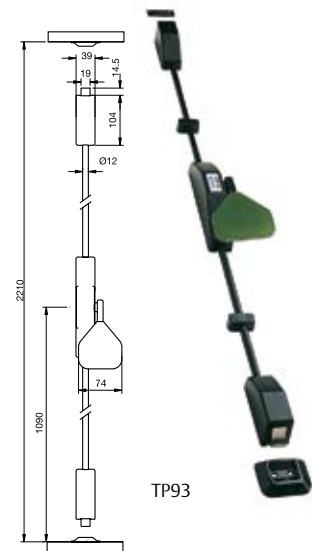
3 7 6 B 1 3 2 2 B A



TP92

3 points Push-Pad: TP930
Certification EN 179:

3 7 6 B 1 3 2 2 B A



TP93

Outside device TP91	Blind plate	Euro-profile plate	Lever handle with euro-profile	Lever handle	Pull knob with euro-profile	Modular lever handle
No outside opening	•					
Free passing door				•		•
Cylinder locking	Knob / lever handle opening		•			•
	Captive key system					• ⁽¹⁾
	Key opening		•			
Outside device TP93	Blind plate	Euro-profile plate	Lever handle with euro-profile	Lever handle	Pull knob with euro-profile	Modular lever handle
No outside opening	•					
Free passing door				•		•
Cylinder locking	Knob / lever handle opening		•			•
	Captive key system					• ⁽¹⁾
	Key opening		•			
Outside device TP93	Blind plate	Euro-profile plate	Lever handle with euro-profile	Lever handle	Pull knob with euro-profile	Modular lever handle
No outside opening	•					
Free passing door				•		•
Cylinder locking	Knob / lever handle opening		•			•
	Captive key system					• ⁽¹⁾
	Key opening		•			

(1) It is needed to lock the outside access device to remove the key

Outside Access devices for UNIVERSAL range emergency exit devices

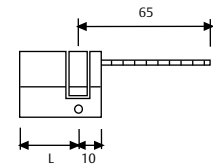
Outside devices. Rim models

Sena lever handle



8 mm follower Adjustable cylinder available with all systems.

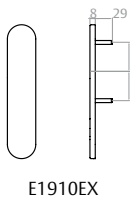
Outside device	Product code
Blind plate, black RAL 9005	E1910EXNE
Blind plate inox	E1910EXIS16
Euro-profile plate* black RAL 9005	E1911EXNE
Euro-profile plate* inox	E1911EXIS16
Sena Lever handle + euro-profile* black RAL 9005	S1912EXNE
Kubika handle euro-profile* inox	KU1912EXIS16
Obbal handle euro-profile* inox	O1912EXIS16
Sena handle euro-profile* inox	S1912EXIS16
Sena handle blind plate, black RAL 9005	S1913EXNE
Kubika handle blind plate	KU1913EXIS16
Obbal handle blind plate	O1913EXIS16
Sena handle blind plate inox	S1913EXIS16
Pull knob* inox	TTF10UNE
Pull knob* inox	TTF10UIS16



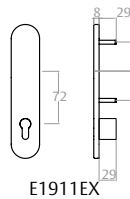
L	A	B	Product code	Finish
40	30	10	TE5R3010L	Brass
40	30	10	TE5R3010N	Nickel
50	40	10	TE5R4010L	Brass
50	40	10	TE5R4010N	Nickel

* Requiere cilindro regulable.

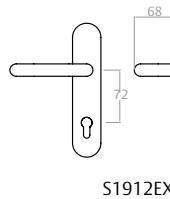
Blind plate



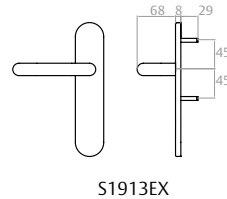
Key



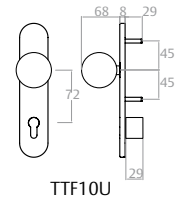
Lever handle + key



Lever handle



Pull knob



Modular lever handle



8 m follower 30 x 10 cylinder with r=15 mm available with all systems.

Outside device	Cylinder	Product code
Modular lever handle black RAL 9005	-	MMODMPSCNE
Modular lever handle silver RAL 9006	-	MMODMPSCGR
Modular lever handle nickel plated	-	MMODMPCSAT
Modular lever handle with euro-profile black RAL 9005	TE-5	MMODMBT5NE
Modular lever handle with euro-profile silver RAL 9006	TE-5	MMODMBT5GR
Modular lever handle with euro-profile nickel plated	TE-5	MMODMBT5SAT
Modular lever handle with euro-profile black RAL 9005	-	MMODMBSCNE
Modular lever handle with euro-profile silver RAL 9006	-	MMODMBSCGR
Modular lever handle with euro-profile nickel plated	-	MMODMB5CSAT
Modular swing pull knob with euro-profile black RAL 9005	TE-5	MMODPBT5NE
Modular swing pull knob with euro-profile silver RAL 9006	TE-5	MMODPBT5GR
Modular swing pull knob with euro-profile nickel plated	TE-5	MMODPBT5SAT
Modular swing pull knob with euro-profile black RAL 9005	-	MMODPBSCNE
Modular swing pull knob with euro-profile silver RAL 9006	-	MMODPBSCGR
Modular swing pull knob with euro-profile nickel plated	-	MMODPB5CSAT

